

Week 14 Week of : November 16, 2020

Grade Level: 2nd

PYP Unit and Central Idea: Unit 2 – Living things and Nature Cause Change

Prioritized Standards Addressed This Week:

Math-on level: OA.1 I can use addition and subtraction within 100 to solve one- and two-step word problems.

NBT.5 I can fluently add and subtract within 100 using strategies based on place value, properties of operations, and/or the relationship between addition and subtraction.

Advance Math: 2.2 OA.4 I can use addition to find the total number of objects arranged in rectangular arrays.



Reading/ ELA RI2 can identify the main topic and supporting details of a piece of text as well as the focus of specific paragraphs within the text.

RI5 I can use text features to locate information in a nonfiction text.



Writing- W2-I can write informative/explanatory texts in which they introduce a topic, use facts and definitions to develop points, and provide a concluding statement or section

Science/ Social Studies: SS2H2 I Can describe the Georgia Creek and Cherokee cultures of the past in terms of tools, clothing, homes, ways of making a living, and accomplishments. a. I can compare and contrast the Georgia Creek and Cherokee cultures of the past to those of Georgians today.

Asterisk & Highlighted items will be graded

	MONDAY		TUESDAY		WEDNESDAY		THURSDAY		FRIDAY	
Math	<p><u>On level- Focused Lesson</u> Unit 2 assessment</p>	<p><u>Advanced level- Focused Lesson</u> Introduce that arrays can be used for both addition and multiplication.</p> <p>Introduce Arrays</p>  <p>Nearpod Link: https://share.nearpod.co</p>	<p><u>On level- Focused Lesson</u> Unit 2 assessment</p>	<p><u>Advanced level- Focused Lesson</u> Review Arrays</p>  <p>SW create their own array anchor chart that includes what an array is, examples, equations, and what rows and columns are.</p>	<p><u>On level- Focused Lesson</u> Subtraction strategies- number line</p>	<p><u>Advanced level- Focused Lesson</u> Array warm-up (8 questions) https://create.kahoot.it/details/multiplication-arrays-review/eac41036-212d-42a4-80a0-334b5935e79e</p>	<p><u>On level- Focused Lesson</u> Subtraction strategies- Base 10 blocks</p>	<p><u>Advanced level- Focused Lesson</u> Intro of Multiplication with Arrays https://youtu.be/E6yk9O43t3c</p> <p>Array and Multiplication Student Paced Nearpod Lesson.</p>	<p><u>On level- Focused Lesson</u> 2-digit subtraction without regrouping- base 10 blocks</p>	<p><u>Advanced level- Focused Lesson</u> Summative Assessment on Arrays</p>

		m/e/FXGalm2Jmbb								
	<u>On level- Student Independent Practice</u> Unit 2 assessment	<u>Advanced level- Student Independent Practice</u> Array OA.4 #1 Booklet Array Concentration or Flipbook	<u>On level- Student Independent Practice</u> Unit 2 assessment	<u>Advanced level- Student Independent Practice</u> Brainpop Jr. Easy Quiz Formative https://jr.brainpop.com/math/multiplicationanddivision/arrays/ Seesaw: Making Arrays	<u>On level- Student Independent Practice</u> Unit 3 pre-assessment	<u>Advanced level- Student Independent Practice</u> Lesson 5 Math workbook pgs. 134-136 IREADY: Add Using Arrays Formative	<u>On level- Student Independent Practice</u> Subtraction strategies practice	<u>Advanced level- Student Independent Practice</u> Array and multiplication https://share.netpod.com/e/yc0hCBoLmbb Math Workbook pgs. 137-138 Array Task Cards	<u>On level- Student Independent Practice</u> iReady Teacher Assigned Lesson	<u>Advanced level- Student Independent Practice</u> Array Assessment Summative
Reading	<u>Focused Lesson</u> Context Clues https://www.youtube.com/watch?v=xMw0KcEZlJE Context clues –power point - Task cards-		<u>Focused Lesson -</u> <u>Reading Assessment</u>		<u>Focused Lesson- Text Features Review</u> <u>Reading Assessment</u>		<u>Focused Lesson</u> Main Idea Review https://www.youtube.com/watch?v=bEAPBT7ZFyo		<u>Focused Lesson</u> Text Feature Review https://www.youtube.com/watch?v=vAM36m6vRW8	
	<u>Student Independent Practice</u> Context Clues- Donovan Building a better Bicycle- Nonfiction reading passage Or Koala Reading Passage		<u>Student Independent Practice</u> <u>Reading Assessment</u>		<u>Student Independent Practice</u> <u>Reading Assessment</u>		<u>Student Independent Practice</u> Students will read a book on Epic – country the class is studying and create a nonfiction fact book response		<u>Student Independent</u> iReady Teacher Assigned Lesson	

<p>Writing</p>	<p><u>Focused Lesson</u> <u>Lesson 18: Planning for the Final Celebration</u></p> <ul style="list-style-type: none"> -Illustrations on the cover -A catchy title -Back cover blurb -Reviews -About the author page -Detailed, brightly colored illustrations or photographs 	<p><u>Focused Lesson</u></p> <p>Students will begin publishing their final draft of their informational writing. Finalizing pictures, captions, glossary, T.O.C, introduction, closing.</p>	<p><u>Focused Lesson</u></p> <p>Students will continue publishing their final draft of their informational writing. Finalizing pictures, captions, glossary, T.O.C, introduction, closing.</p>	<p><u>Focused Lesson</u></p> <p>Students will finalize publishing their final draft of their informational writing. Finalizing pictures, captions, glossary, T.O.C, introduction, closing.</p>	<p><u>Focused Lesson</u> <u>Lesson 19: Holding a Learning Expo: A Celebration of Nonfiction Authors and Their Work</u> <u>Summative Final Non-Fiction Writing</u></p>
<p>Social Studies</p>	<p><u>Focused Lesson</u></p> <p>There's a short video on the Weekly Reader website</p> <p>The Creek TTW use the book titled: Creek on MacInVia to discuss the life of Creek Indians.</p> 	<p><u>Focused Lesson</u></p> <p>Continue reading from The Creek.. Discuss Food, clothing, and shelter. Compare and contrast life back then vs. Life now</p> <p>I put a Venn diagram in the files if you'd like your students to use this to compare and contrast.</p>	<p><u>Focused Lesson</u></p> <p>TTW use the book: The Cherokee (in MacInVia) to discuss the life of the Cherokee</p> 	<p><u>Focused Lesson</u></p> <p>Continue discussing similarities and differences of Creek & Cherokee to the students' life today.</p>	<p><u>Focused Lesson</u></p> <p><u>Introduce Creek and Cherokee project and rubric.</u></p>
	<p><u>Student Independent Practice</u> Social St. Wkbk pg. 16 and 18</p>	<p><u>Student Independent Practice</u> Social St wkbk pg 20-22 and 24 formative</p>	<p><u>Student Independent Practice</u> Wkbk pg 17-19</p>	<p><u>Student Independent Practice</u> <u>Workbk pg 21 and 23.- Formative</u></p> <p>Or Weekly Reader Week 16 Creek & Cherokee</p>	<p><u>Student Independent Practice</u> Students will use the 3 Weekly Readers and the Information from their wkbk pages. To begin flipbook. Students can also access books in MacInVia.</p>

<i>Due Dates</i>					
----------------------	--	--	--	--	--